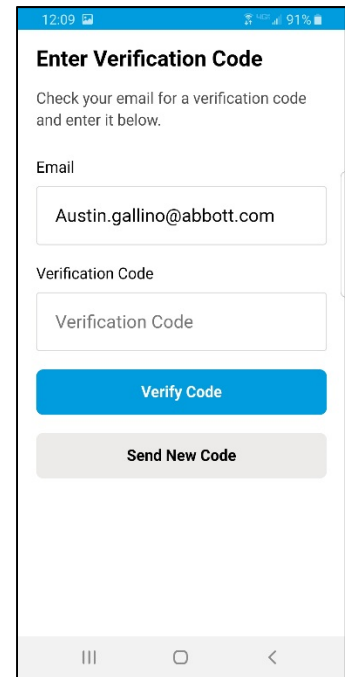

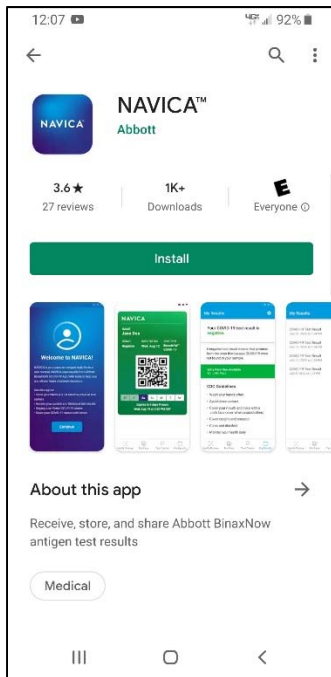


Android Devices (Minimum Android 8)

1. Open the "Google Play Store." Search for "Abbott NAVICA." Download and install.
2. Open the app. Click "Create Account."
3. Use your email address to create an account. Verify your credentials via email.



4. Create your password.
5. Enter your profile information. Note below on entering date of birth.
6. Click "Display NAVICA ID" to confirm readiness.

